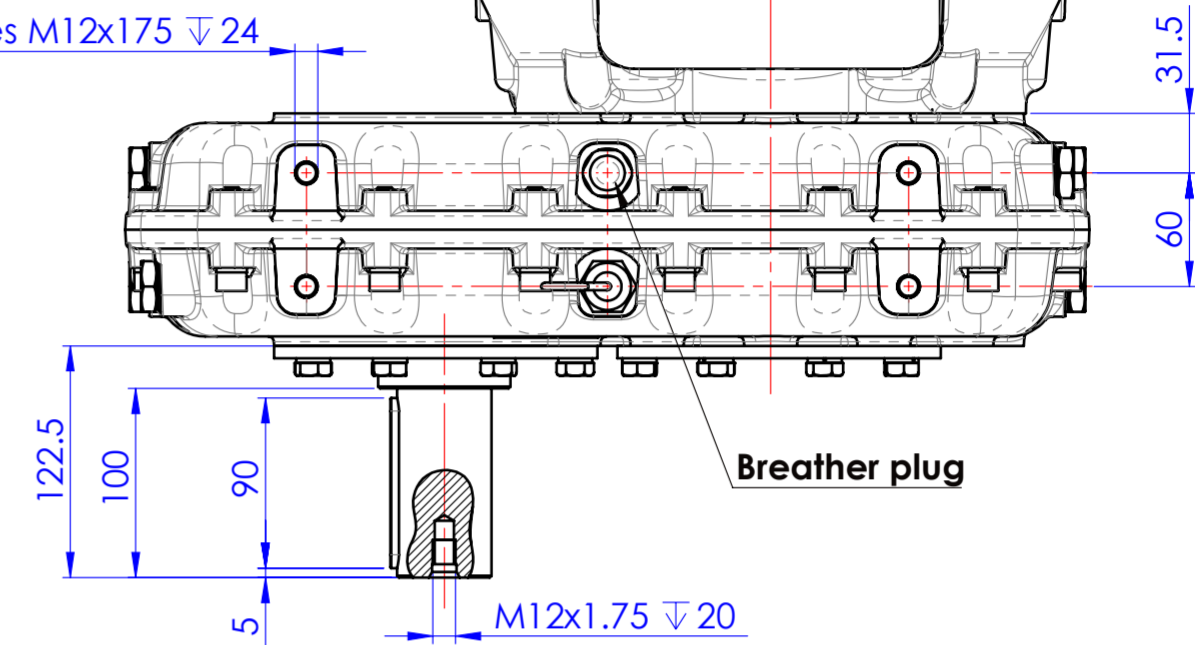


GENERAL NOTES:
 a.) REFER TO PRODUCT LIST WHEN ORDERING PARTS
 b.) REFER TO CARE & OPERATION MANUAL FOR ADDITIONAL INFO.
 c.) REFER TO PIPING DRAWING 1029340A FOR HYDRAULIC CONNECTIONS
 OR 1029340C FOR PNEUMATIC CONNECTIONS

DISENGAGE PORT
 5/16 37° MALE FLARE
 1/2-20 UNF-2B
 SEE NOTE C)

ENGAGE PORT
 5/16 37° MALE FLARE
 1/2-20 UNF-2B
 SEE NOTE C)

n°8 holes M12x175 ∇ 24



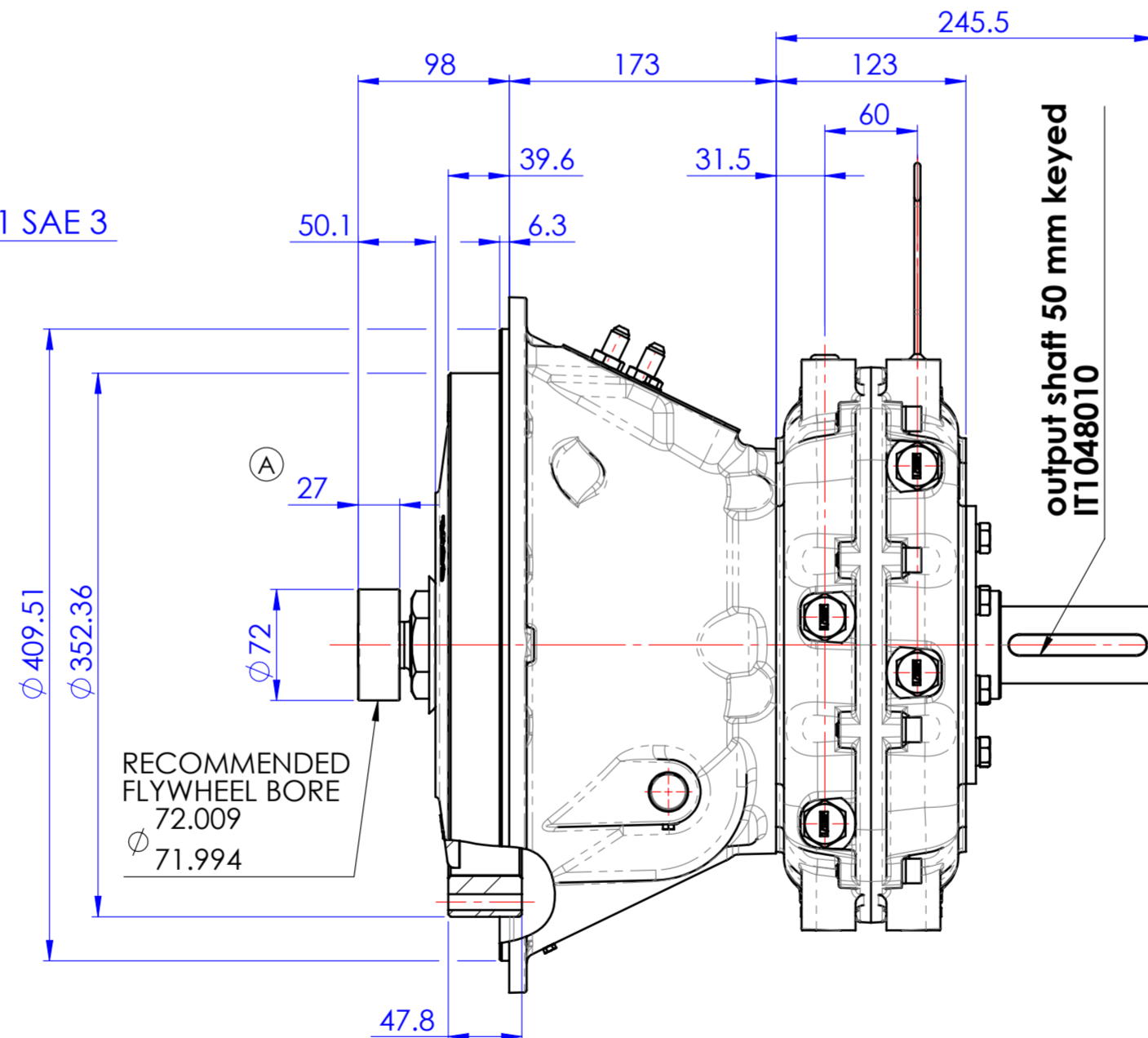
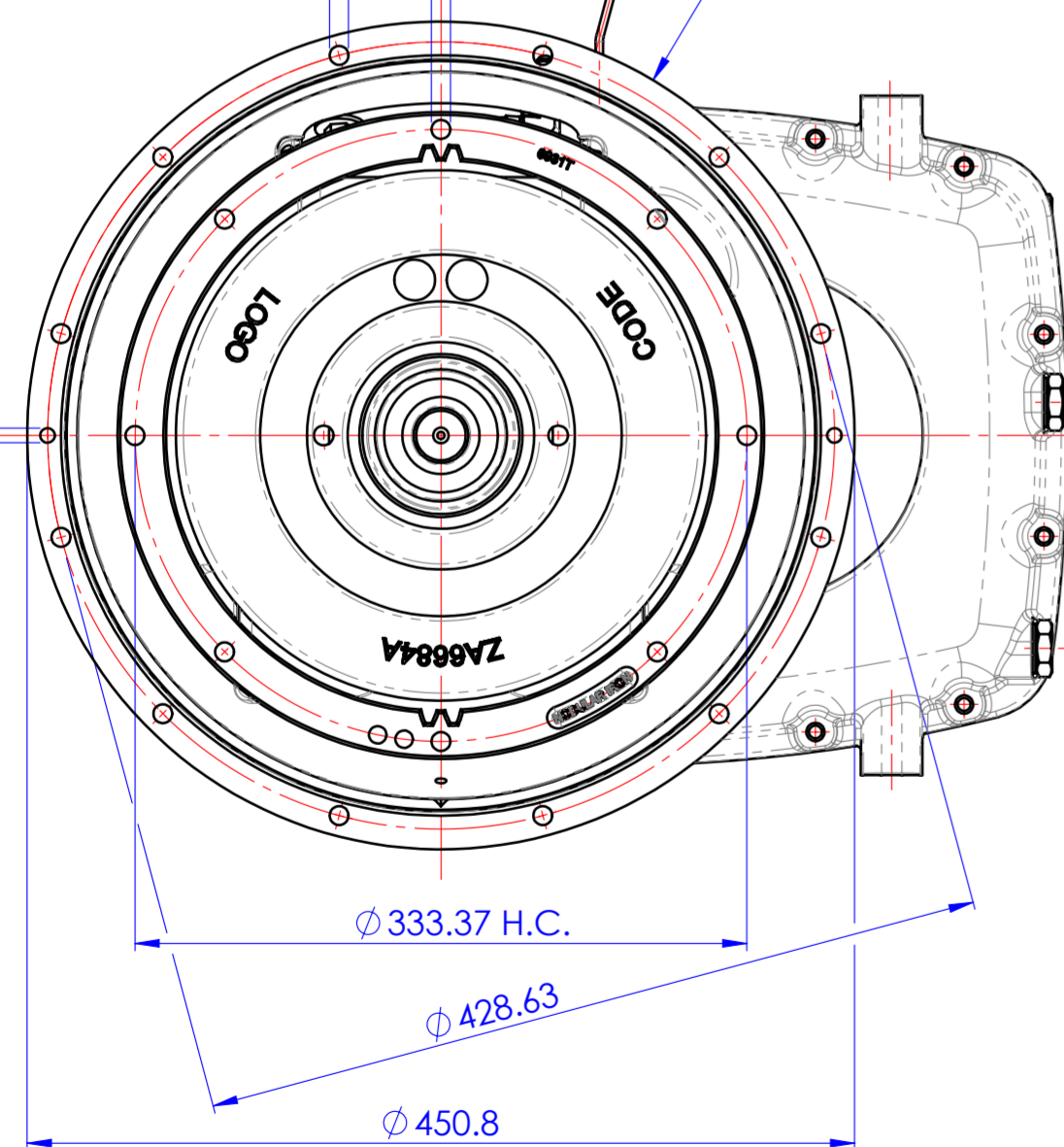
∅ 10.32
 8 HOLES
 EQUALLY SPACED

∅ 10.3
 12 HOLES
 EQUALLY SPACED

Oil dipstick

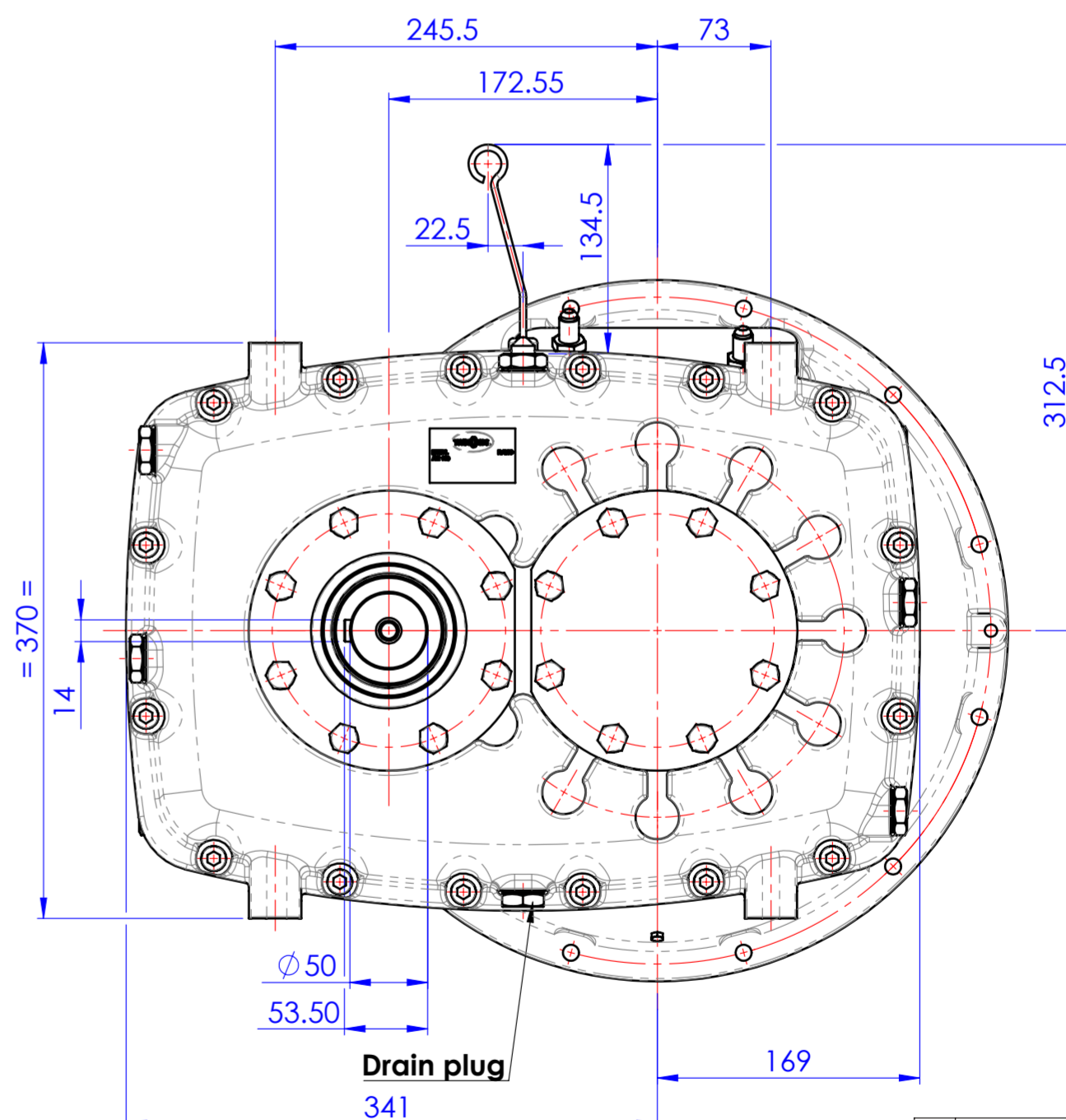
CLUTCH INPUT RO211 SAE 3

3/8-16 UNC THRU
 2 HOLES 180° APART



RECOMMENDED
 FLYWHEEL BORE
 72.009
 ∅ 71.994

output shaft 50 mm keyed
 IT1048010



SPECIAL AM110 ROTATED 270°: BASIC ASSY GROUP ITB91220005

DRAWING AND 3D MODEL ARE VALID FOR ALL RATIOS

PRIMO UTILIZZO MONTAGGIO/FIRST USE ASSEMBLY:
 PRIMO IMPIEGO MODELLO/FIRST USE MODEL:
 SIMILE A/SIMILAR TO:
METRIC
 NOTICE! THIS PRINT CONTAINS PROPRIETARY INFORMATION AND IS NOT TO BE
 USED IN ANY MANNER DETRIMENTAL TO THE INTEREST OF
TWIN DISC, INCORPORATED
 THIS NOTICE IS NOT INTENDED TO NULLIFY OR LIMIT RIGHTS GRANTED TO THE
 U.S. GOVERNMENT OR OTHERS BY CONTRACT.

PESO
 WEIGHT: kg
 WR: kg-m³
 FIRST ANGLE
 PROJECTION

RUGOSITA' GEN. Ra (µm):
 ()
 QUOTE SENZA INDICAZIONE DI TOLLERANZA
 UNI ISO 2768 - c
 DIMENSIONS WITHOUT TOLERANCES
 GOLE DI SCARICO FILETTATURE
 SECONDO NORMATIVE
 UNIT ISO 4755 - UNI 5709 - UNI5710
 THREAD UNDERCUTS ACCORDING
 TO STANDARD ISO

MATERIALE / MATERIAL:
 TRATT. TERMICO / HEAT TREAT:
 DESCRIZIONE:
**INGOMBRO
 AM110 BOM 1029010G**

DATA / DATE:
 07/29/2016
 SCALA / SCALE:
 1:4
 DIS / DRAWN:
 PR
 VERIF. / CHECK:
 GG
 APPROVATO/APP:
 DAJ
 DESCRIZIONE:
**INSTALLATION
 PUMP DRIVE AM110 BOM 1029010G**

INDIC. MODIF. REV. / MODIFICA / CHANGE NO. DATA / DATE
TWIN DISC.
 RACINE, WI 53403 - USA
1029011F
 CODICE / ITEM NO.:
 FORMATO / SIZE: A2
 FOGLIO / SHEET: 1 OF 1
 INDIC. MODIF. REV. / INDIC. MODIF. REV. A

D

C

B

A